

POULTRY MEAT

APRIL

2026

2026

Slaughter (thous of heads)

59.757 **240.328** **-3,0%**

Apr 2026 Jan-Apr 2026 YoY change Jan-Apr 2026 vs 2025

Production (thous of tons)

179 **717** **-5,9%**

Apr 2026 Jan-Apr 2026 YoY change Jan-Apr 2026 vs 2025

Per Capita Consumption – Moving Average (kg/capita/year)

47,05 **+0,25%**

Apr 2026 YoY change Apr 2026 vs 2025

Exports (thous of tons)

9,33 **42,35** **-25,4%**

Apr 2026 Jan-Apr 2026 YoY change Jan-Apr 2026 vs 2025

Exports (thous USD FOB)

10.770 **51.166** **-23,3%**

Apr 2026 Jan-Apr 2026 YoY change Jan-Apr 2026 vs 2025

Imports (thous of tons)

4,87 **12,40** **+60,0%**

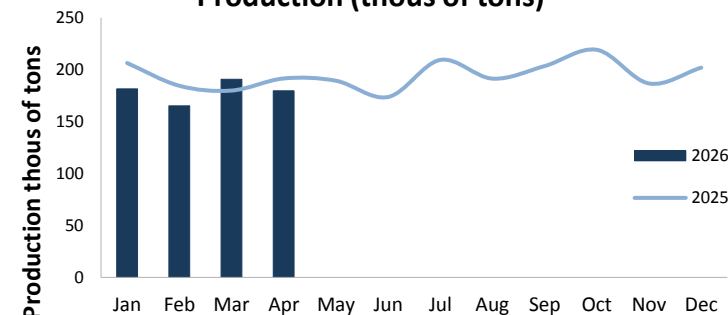
Apr 2026 Jan-Apr 2026 YoY change Jan-Apr 2026 vs 2025

Imports (thou USD CIF)

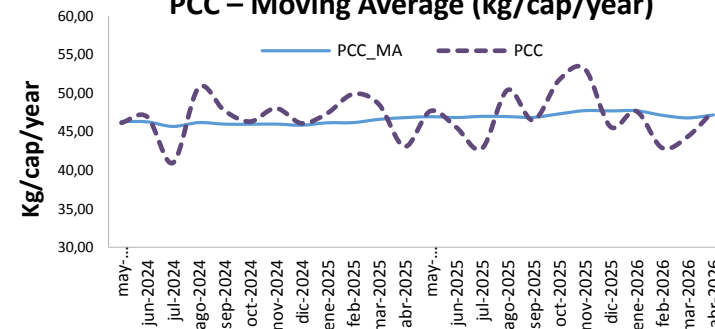
10.003 **25.403** **+35,1%**

Apr 2026 Jan-Apr 2026 YoY change Jan-Apr 2026 vs 2025

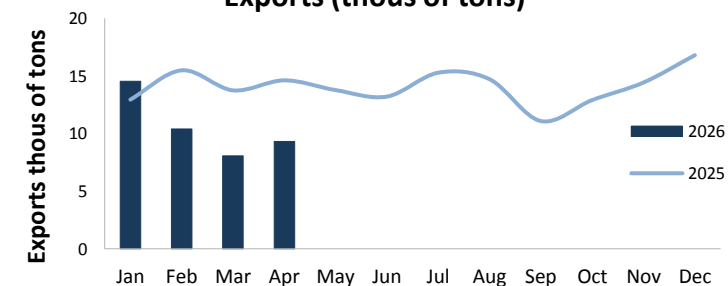
Production (thous of tons)



PCC – Moving Average (kg/cap/year)



Exports (thous of tons)



Source: based on data from SENASA, INDEC, COMEX | Preliminary data | Undersecretary of Agricultural and Forestry Production



Ministerio de Economía
República Argentina

Secretaría de Agricultura,
Ganadería y Pesca

[CALCULATION METHODOLOGY](#)